

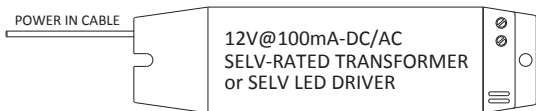
AERATRON

Aeratron Automation Control Instruction

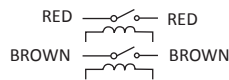


IMPORTANT - The Automation control must be installed by a licensed and qualified electrician. Automation System components are not supplied by Aeratron

Automation System (4 dry contact relays)

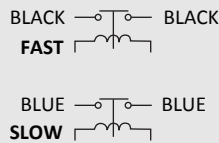


When Closed / FWD
When Closed / REV

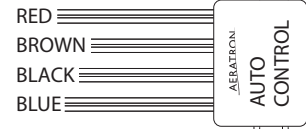
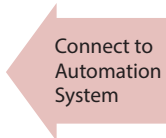


LIGHT FUNCTION

Operate **FAST** and **Slow** relay simultaneously for <1 second to toggle between ON & OFF Operate for > 1 seconds to turn on the light and dim the light, cycle from bright to dark

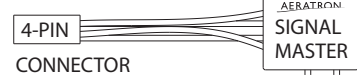
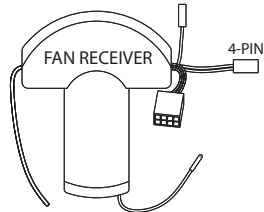
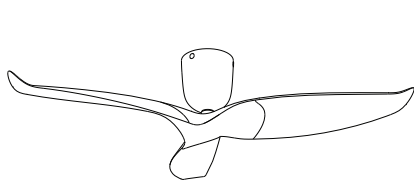


Not Supplied by Aeratron

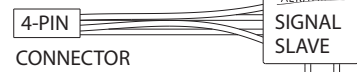
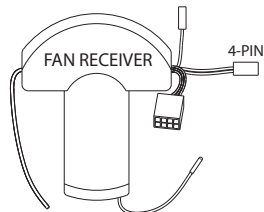
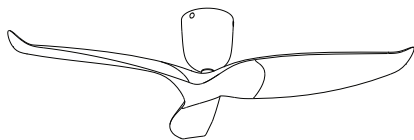


SWITCH CABLE SPECIFICATION:
TPS Mains rated cable / Twin active
1mm² = 250m max. Cable length
1.5mm² = 375m max. Cable length

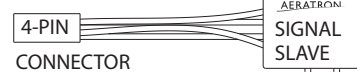
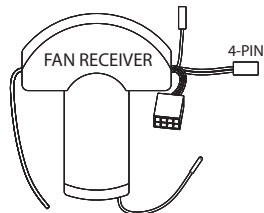
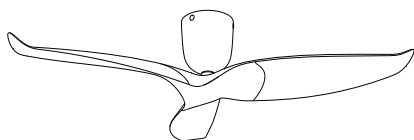
First Fan (Signal Master)



Second Fan (Signal Slave)



Additional Fan / max.8 Fans in total



Aeratron Automation Control Instruction

The Aeratron **Fan Automation Control** requires 4 dry contact relays (Fwd, Rev, Fast and Slow). The relay contacts are normally open and are used in the following manner:

Contact	Wire Pair	Action
FWD	Red	Switches fan on in forward direction when closed
REV	Brown	Switches fan on in reverse direction when closed
UP	Black	Momentary closure: As the fan has six speeds it can be set to a known speed by first pulsing up with six one second pulses to ensure it is at the fastest speed and then pulsing down until the desired speed is reached.
DOWN	Blue	Momentary closure: As the fan has six speeds it can be set to a known speed by first pulsing down with six one second pulses to ensure it is at the slowest speed and then pulsing up until the desired speed is reached.
LIGHT Up & Down	Black & Blue	Momentary closure: Both up and down contacts are closed simultaneously. Operate for < 1 second closure toggles the light on or off. Operate for > 1 seconds to turn on the light and dim the light, cycle from bright to dark.

Note:

- For the fan to operate either the Fwd or Rev contacts must be closed.
- If both contacts are open the fan is off.
- If both contacts are closed, an illegal condition, the fan will run in reverse.
- A 12VDC or 12VAC supply at 100mA is needed on the white wire pair. The polarity of the DC supply is not important.
- If a 12VAC supply is used then the open circuit voltage across the contacts is about 15VDC and the short circuit current through them is about 10mA.
- The corresponding values for a 12VDC supply are lower at about 10.8V and 9.6mA respectively.
- The four contact inputs and the 12V power supply input are protected from potential voltage introduction as they are isolated via optocouplers. These optocouplers have an isolation test voltage of 5000VRMS and meet EN 60950 requirements.

For General Information & Warranty issues refer to the Aeratron™ User Manual available at www.aeratron.io

Thank you. Your Aeratron team.

AERATRON